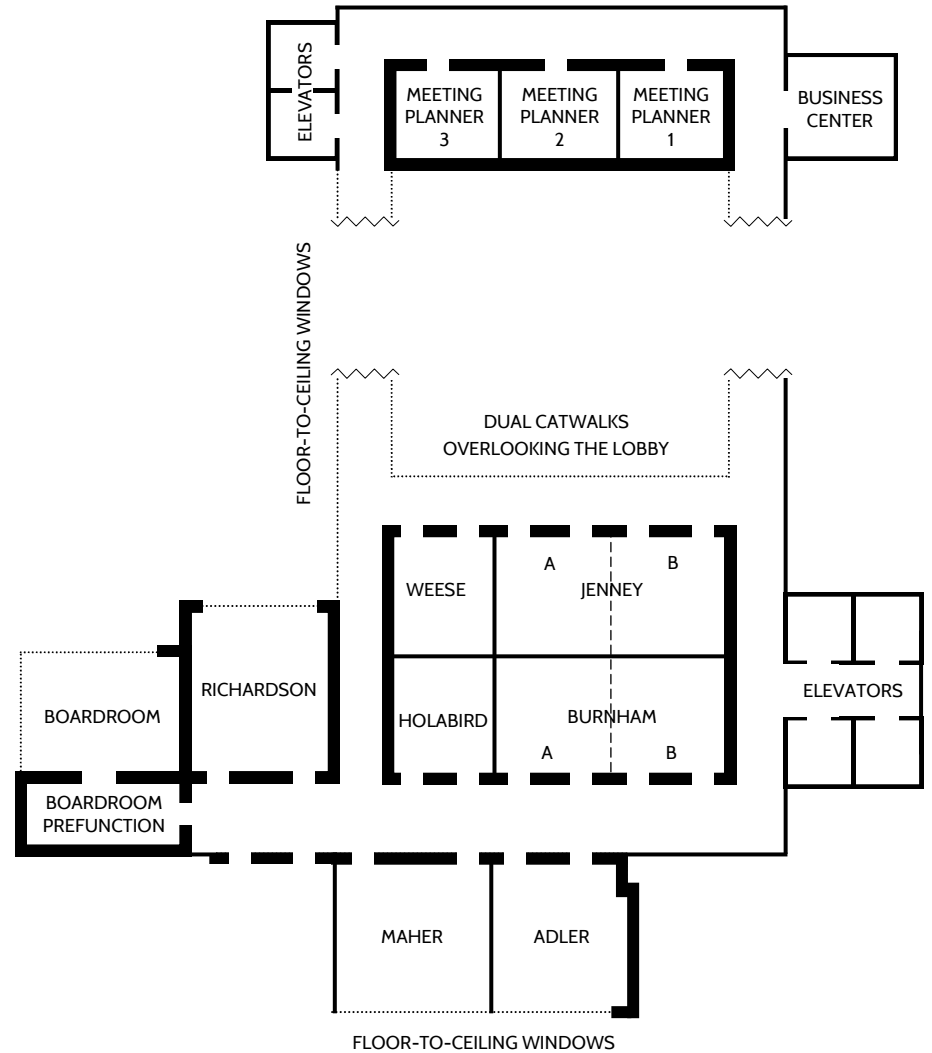
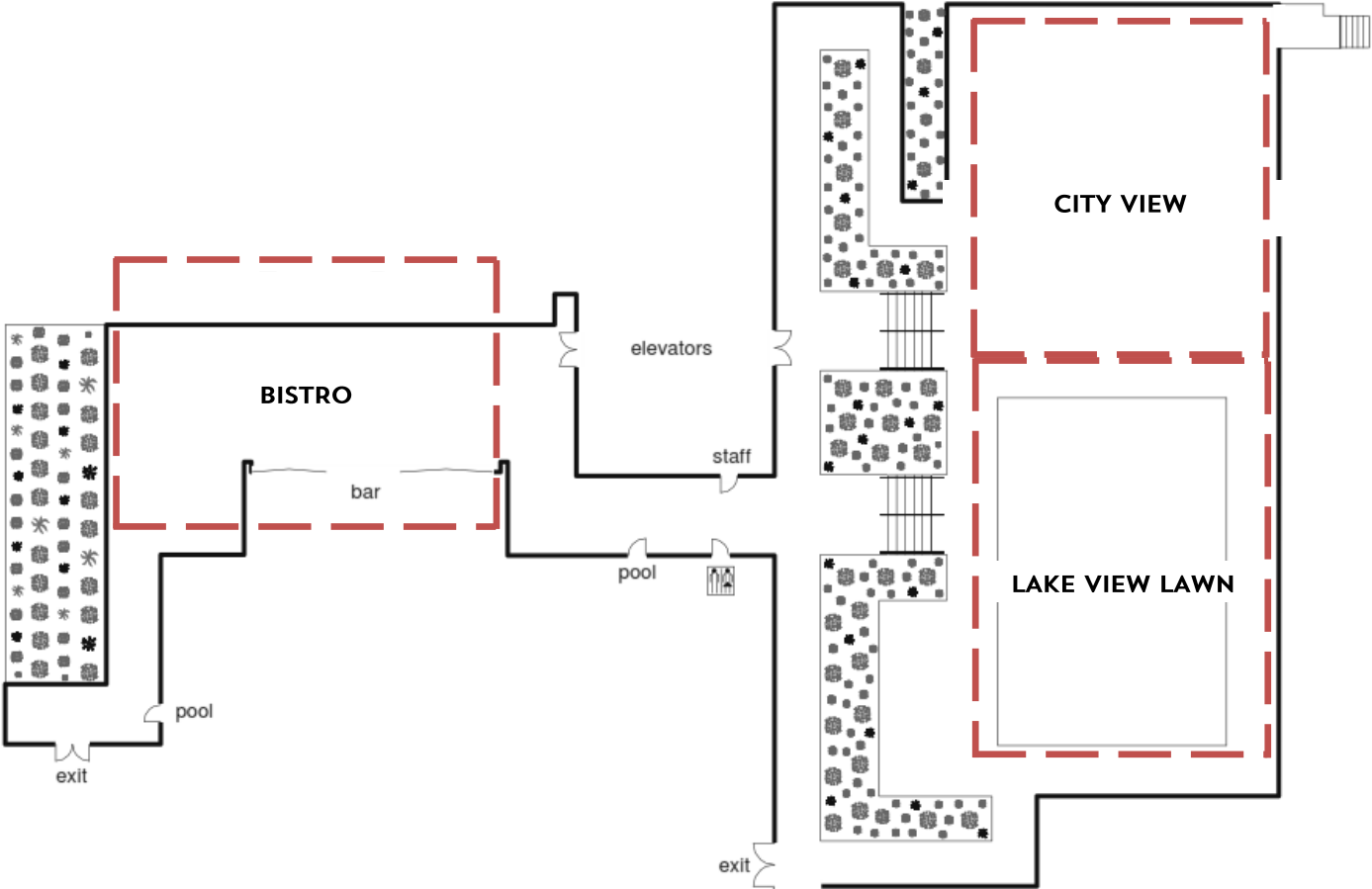


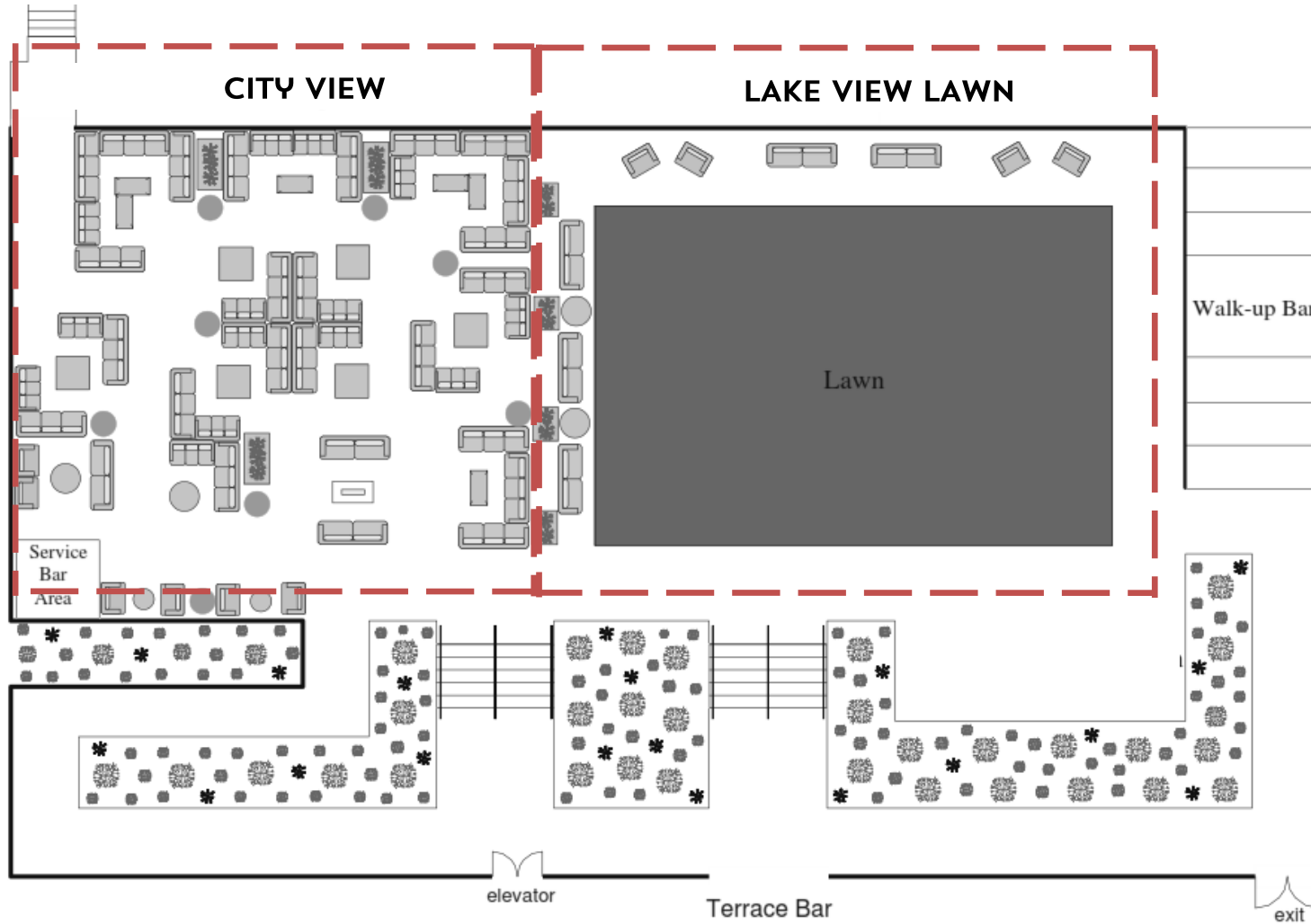
FIRST FLOOR



SECOND FLOOR



THIRD FLOOR GARDEN TERRACE



GARDEN TERRACE DETAIL

ROOM	DIMENSIONS (L x W x H)	SQ. FT.	CLASSROOM	THEATER	RECEPTION	BANQUET	U-SHAPE	HOLLOW SQUARE	CONFERENCE
------	---------------------------	---------	-----------	---------	-----------	---------	---------	------------------	------------

FIRST FLOOR

Wright Ballroom	109'x78'x19'	8,502	504	698	830	660	-	-	-
Wright Ballroom 1 or 4	51'x35'x19'	1,785	108	182	250	144	48	60	36
Wright Ballroom 2 or 5	27'x35'x19'	945	60	103	120	70	33	36	24
Wright Ballroom 1+2 or 4+5	35'x78'x19'	2,730	162	266	275	216	69	78	60
Wright Ballroom 3	78'x38'x19'	2,964	162	252	-	216	63	78	66
Wright Ballroom 1+2+3 or 3+4+5	73'x78'x19'	5,694	324	480	520	516	87	114	-
Wright Foyer - West Extension	66'x12'x24'	792	-	-	-	-	-	-	-
Wright Foyer - South Extension	143'x23'x12'	3,289	-	-	350	-	-	-	-
Sullivan Ballroom	46'x106'x18'	4,876	297	450	450	400	93	108	84
Sullivan Ballroom A, B, or C	46'x35'x18'	1,610	96	154	150	144	42	54	36
Sullivan Foyer	14'x86'x12'	1,204	-	-	150	-	-	-	-

SECOND FLOOR

Boardroom	20'x29'x10'	580	-	-	-	-	-	-	18
Boardroom Pre-Function	12'x27'x10'	324	-	-	18	-	-	-	-
Jenney	20'x44'x10'	880	54	92	90	60	36	42	36
Jenney A or B	20'x22'x10'	440	27	44	35	36	18	18	12
Burnham	20'x44'x10'	880	54	89	90	60	33	36	36
Burnham A or B	20'x22'x10'	440	27	44	35	36	18	18	12
Adler	23'x28'x10'	644	36	69	60	60	27	30	18
Weese	20'x19'x10'	380	18	30	30	24	15	18	12
Holabird	20'x19'x10'	380	18	30	30	24	15	18	12
Maher	25'x28'x10'	700	45	84	84	60	27	30	24
Richardson	25'x27'x10'	675	36	73	73	60	26	30	24
Meeting Planner 1, 2, or 3	17'x12'x10'	204	-	-	-	10	-	-	6

THIRD FLOOR

Garden Terrace	65'x138'	8,970	-	-	690	450	-	-	-
City View Lounge	65'x64'	4,160	-	-	175	-	-	-	-
Lake View Lawn	65'x74'	4,810	-	270	400	400	-	-	-
The Bistro	82'x26'	2,132	-	-	100	70	-	-	-